BEAUTIFUL TEETH WITH CEREC

Ceramic fillings. With CEREC.

- Do you want highly aesthetic, tooth-coloured fillings – created and placed during a single dental appointment?
- Would you prefer not to have an impression and a temporary?
- Do you prefer metal-free, biocompatible materials?

All this is now possible. Thanks to CEREC. And these ceramic restorations can be created and placed during a single appointment.

CEREC is a sophisticated CAD/CAM system for the production of all-ceramic inlays, onlays, partial crowns, veneers and crowns for anterior and posterior teeth.

BENEFITS AT A GLANCE

All-ceramic restorations

- one visit
- no impressions
- no temporaries
- metal-free
- highly aesthetic
- long lasting

Modern CAD/CAM technology makes it possible.

Ask us about CEREC. We'll be glad to advise you.

Dental Practice:

Subject to technical changes and errors in the text, Order No. A91100-M43-B259-01-7600, REF 63 04 344, Printed in Germany, Dispo No. 04605, JP10-251 SB 0211300.V0, Source: Dr. Günter Fritzsche, Germany

ALL-CERAMIC RESTORATIONS

Beautiful teeth with CEREC.

Amalgam filling

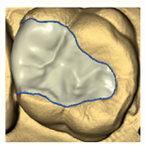

CEREC

Ceramic filling

sirona.
The Dental Company

NUMBERS THAT CONFIRM EXPERIENCE

CEREC – a procedure with a long tradition.

The CEREC procedure was developed at Zurich University and has been successfully deployed in dental practices since 1985 – i.e. for more than 25 years.

Worldwide more than 25,000 practices in over 50 countries work with the CEREC system.

Since 1985 over 8 million patients have been treated using the CEREC procedure. More than 20 million ceramic restorations have been created and placed.

Long-term clinical studies demonstrate that – in terms of durability – CEREC restorations are at least equivalent to gold restorations.

Depending on the individual case, CEREC fillings can achieve even better results than gold fillings.

NO MORE CONVENTIONAL IMPRESSIONS, TEMPORARIES AND LONG WAITING PERIODS

The CEREC treatment procedure means:

- **No conventional impressions**
  The CEREC 3D measuring camera scans the prepared tooth in just a few seconds. This eliminates the need for unpleasant silicone impressions.

- **No temporaries**
  CEREC restorations are milled out of a solid ceramic block in just a few minutes. They are then ready to be placed immediately. This eliminates the need for temporary fillings and crowns. It also means that you need only one appointment. And you don't have to wait for days on end until the ceramic filling is finished.

- **No long waiting periods**
  Because CEREC restorations can be placed immediately, you need only one appointment. And you benefit from tooth restorations which have demonstrated their durability time and time again.

PERFECT TEETH IN 5 EASY STEPS

The CEREC procedure step by step.

1| Before treatment begins we inform you about the benefits of CEREC.

2| After removing the decayed tissue or the defective amalgam filling we create a 3D image of the tooth with the aid of the CEREC camera.

3| The restoration is designed on the monitor of the CEREC acquisition unit.

4| The CEREC milling unit machines the restoration out of a ceramic block.

5| The milled restoration is bonded directly to your tooth.

The CEREC procedure – perfect teeth in 5 easy steps.

1|

2|

3|
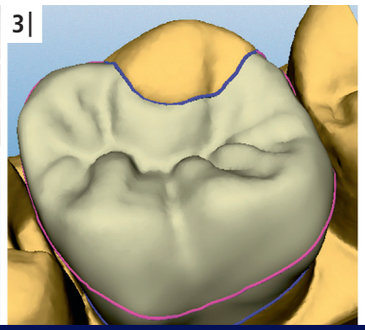

4|


5|